



INTERNATIONAL TELECOMMUNICATION UNION

**TELECOMMUNICATION
DEVELOPMENT BUREAU**

INFORMATION SYSTEMS UNIT

Document WTIM99/7-E

12 March 1999

Original: English

**2nd World Telecommunication Indicators Meeting
(Geneva, 29 - 31 March 1999)**

SOURCE: MS. MARIA CONCETTA GASBARRO, ITU/BDT

TITLE: TELECOMMUNICATION STATISTICS



INTERNATIONAL TELECOMMUNICATION UNION

**TELECOMMUNICATION
DEVELOPMENT BUREAU**

INFORMATION SYSTEMS UNIT

Document WTIM99/7-E


12 March 1999

Original: English

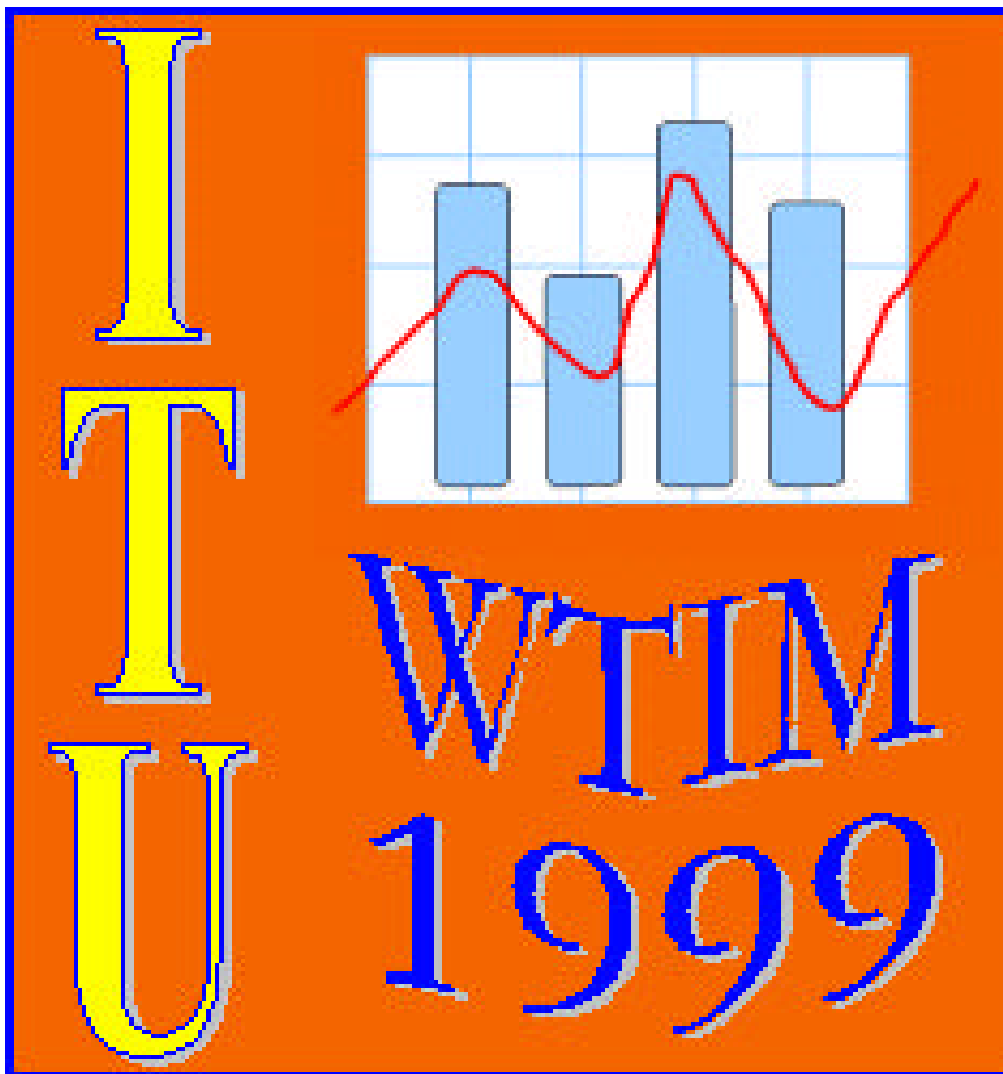
**2nd World Telecommunication Indicators Meeting
(Geneva, 29 - 31 March 1999)**

SOURCE: MS. MARIA CONCETTA GASBARRO, ITU/BDT

TITLE: TELECOMMUNICATION STATISTICS




International Telecommunication Union



TELECOMMUNICATION STATISTICS

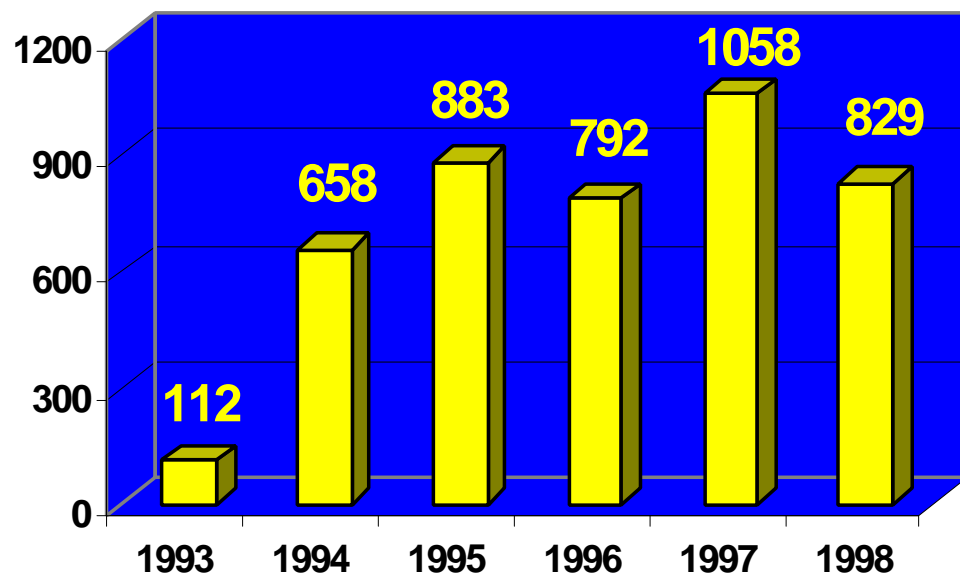
MARIA CONCETTA GASBARRO
Telecommunication Development Bureau
(BDT)
International Telecommunication Union

ITU
**2nd World Telecommunication
Indicators Meeting**
Geneva, 29 - 31 March 1999

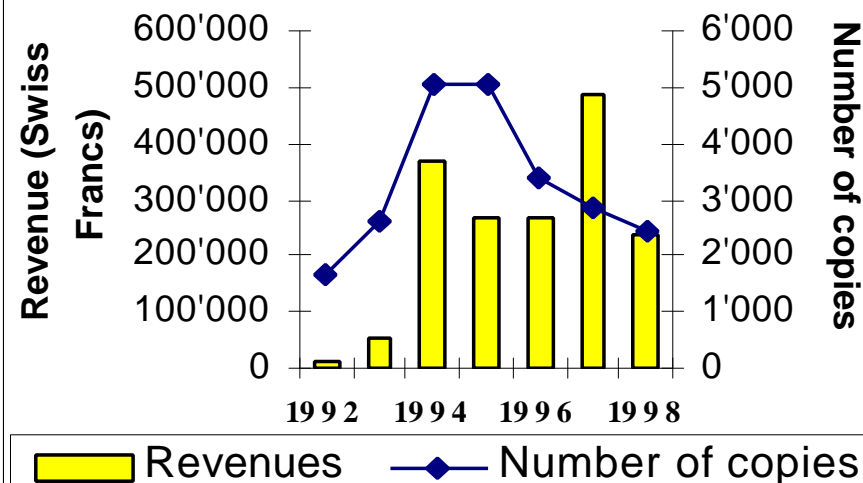



DEMAND FOR TELECOMMUNICATION STATISTICS

External request processed by ITU / INFS



Sales of Indicators publications







International Telecommunication Union




WHAT IS REALLY AVAILABLE ON TELECOMMUNICATION STATISTICS?



« It provides a range of performance indicators for public communication infrastructures and services in the 29 OECD countries. In addition to providing a comprehensive review of the telecommunication sector, the Communications Outlook, includes data and analysis of broadcasting, cable television and the Internet ».



Communications Outlook



Telecommunication Database 1980 - 1997


“ The Database provide time-series data covering 29 OECD Member countries. It contains both telecommunication and economic indicators”.

Beyond 20/20 Browser - [Telecommunications Database 1997 (Read-only)]						
File Edit View Dimension Item Window Help						
SERIES						
COUNTRY						
YEAR	SERIES	AUS	AUT	BEL	CAN	CZE
1994	Gross Domestic Product	19,267	28,587	25,922	19,015	4,111
	Gross Fixed Capital Form	905,000,000	1,936,000,000	2,194,000,000	3,118,000,000	3,544,307,000
	Gross Fixed Capital Form	476,836,263	651,201,395	1,362,258,993	1,148,010,969	4,830,635,000
	Gross Fixed Capital Form	168,026,861	5,909,841,408	5,808,890,135	2,802,629,985	3,601,757,000
	Inhabitants	17,840,000	8,031,000	10,116,000	29,251,000	10,336,000
	Civilian employment	7,886,000	3,737,000	3,666,156	13,292,000	4,886,000
	Annual average exchange	1	11	33	1	
	US\$ exchange rates bas	1	14	37	1	
	Consumer price index 19	95	98	99	98	
	Gross Fixed Capital Form	100	99	98	103	
1995	Mainlines	9,200,000	3,749,087	4,623,091	17,770,000	2,398,000
	Percent of digital mainlin	74	72	66	84	
	Cellular subscribers	3,148,451	366,919	235,000	2,590,000	45,000
	Payphones	84,000	33,816	14,873	-	21,000
	Percent of payphones th	-	29	-	-	
	Internet hosts	207,426	40,696	23,706	262,644	14,000

SERIES: 72 / 72 items shown (1 selected)

Active Cell: GDP 1

ENG



International Telecommunication Union



WHAT IS REALLY AVAILABLE ON TELECOMMUNICATION STATISTICS?



« The figures available on diskette in CUB.X format reflect the situation in the postal and telecommunication sectors of the member state of the European Union for each year since 1980. The data describe the sectors concerned in statistical terms, using institutional indicators together with more functional indicators on infrastructure, traffic, demand and service quality. ».


**Information and
Communication
Services (COINS)**

International Telecom Statistics

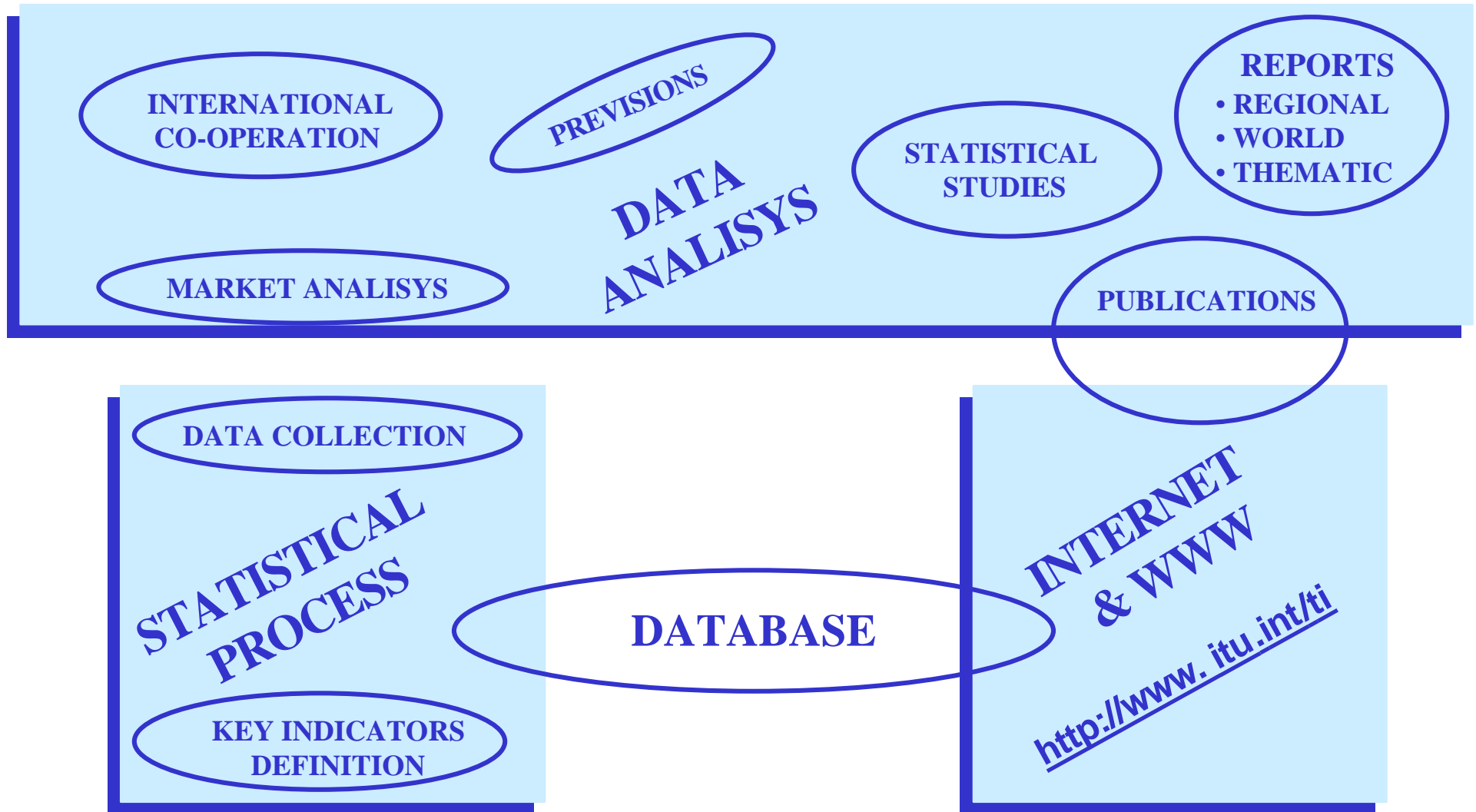
« The International Telecom Statistics 1998, conducted and published by the Siemens OEN Marketing Department, is a worldwide telecommunications study in graphical and tabular form. It is compiled of the latest developments in international telecommunications and brings you up to date with detailed and recent information on fixed and mobile networks, cable tv and Internet. The status of deregulation and telecommunication investments are also featured ».


SIEMENS



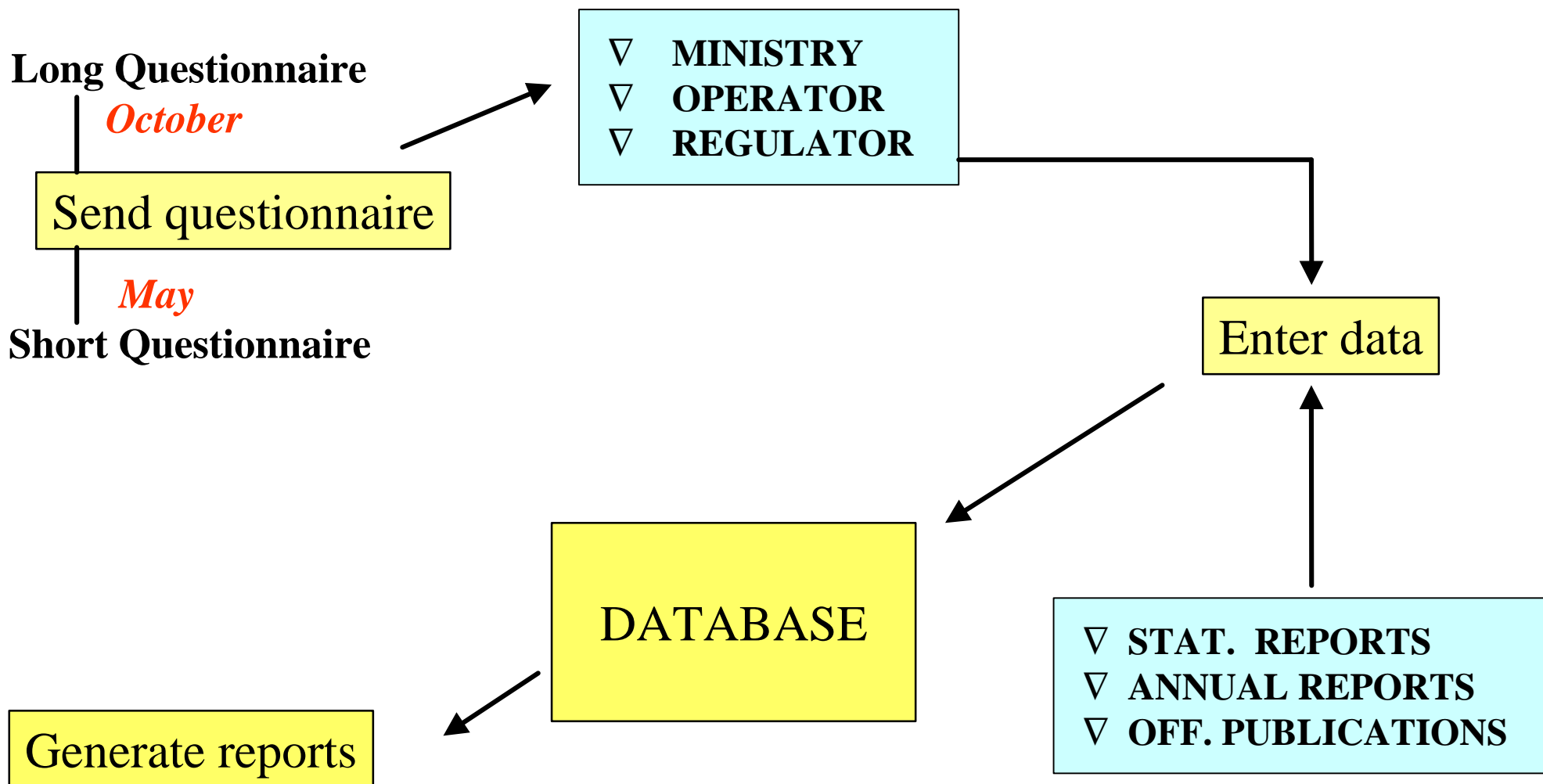



ITU AND TELECOMMUNICATION STATISTICS







DATA COLLECTION





PERCENTAGE OF REPLIES TO ITU QUESTIONNAIRES - TOP COUNTRIES






International Telecommunication Union



NEW



Yearbook of Statistics Telecommunication Services 1988-1997


Annex 2000/1a-2

Estimates in million

Year ending 2000

	1988	1989	1990	1991	1992	1993	1994	1995	1996	1997
World	181.2	192.2	203.2	214.2	225.2	236.2	247.2	258.2	269.2	280.2
Developed regions	112.2	118.2	124.2	130.2	136.2	142.2	148.2	154.2	160.2	166.2
Developing regions	69.0	74.0	79.0	84.0	89.0	94.0	99.0	104.0	109.0	114.0
Least developed countries	0.0	0.0	0.0	0.0	0.0	0.0	0.0	0.0	0.0	0.0
Transition economies	0.0	0.0	0.0	0.0	0.0	0.0	0.0	0.0	0.0	0.0
Europe	112.2	118.2	124.2	130.2	136.2	142.2	148.2	154.2	160.2	166.2
Asia	20.0	21.0	22.0	23.0	24.0	25.0	26.0	27.0	28.0	29.0
Africa	10.0	10.5	11.0	11.5	12.0	12.5	13.0	13.5	14.0	14.5
Latin America and the Caribbean	10.0	10.5	11.0	11.5	12.0	12.5	13.0	13.5	14.0	14.5
Middle East and North Africa	10.0	10.5	11.0	11.5	12.0	12.5	13.0	13.5	14.0	14.5
Oceania	10.0	10.5	11.0	11.5	12.0	12.5	13.0	13.5	14.0	14.5
Central Europe and the Baltics	0.0	0.0	0.0	0.0	0.0	0.0	0.0	0.0	0.0	0.0
North America	10.0	10.5	11.0	11.5	12.0	12.5	13.0	13.5	14.0	14.5
South America	10.0	10.5	11.0	11.5	12.0	12.5	13.0	13.5	14.0	14.5
Western Europe	10.0	10.5	11.0	11.5	12.0	12.5	13.0	13.5	14.0	14.5
Eastern Europe	0.0	0.0	0.0	0.0	0.0	0.0	0.0	0.0	0.0	0.0
North America	10.0	10.5	11.0	11.5	12.0	12.5	13.0	13.5	14.0	14.5
South America	10.0	10.5	11.0	11.5	12.0	12.5	13.0	13.5	14.0	14.5
Western Europe	10.0	10.5	11.0	11.5	12.0	12.5	13.0	13.5	14.0	14.5
Eastern Europe	0.0	0.0	0.0	0.0	0.0	0.0	0.0	0.0	0.0	0.0
North America	10.0	10.5	11.0	11.5	12.0	12.5	13.0	13.5	14.0	14.5
South America	10.0	10.5	11.0	11.5	12.0	12.5	13.0	13.5	14.0	14.5
Western Europe	10.0	10.5	11.0	11.5	12.0	12.5	13.0	13.5	14.0	14.5
Eastern Europe	0.0	0.0	0.0	0.0	0.0	0.0	0.0	0.0	0.0	0.0

Source: ITU, WTIM 1999



International Telecommunication Union



World Telecommunication Indicators Database 1960-1998

C:\WINNT\System32\CMD.exe


ITU World Telecommunication Indicators '95 1 of 102 series selected.

Please select:

COUNTRIES ↔ SERIES ↔ YEARS ↔ VIEW ↔ EXTRACT

1	I111	Telephone sets
2	I1111	% of households with a telephone
3	I1112	Public pay phones
4	I1112A	Coin-operated pay phones
5	I1112B	Card-operated pay phones
6	I1112C	Public call offices
7	I112	Main telephone lines in operation
8 *	I91	Main lines per 100 inhabitants
9	I1121	Main telephone lines in largest city
10	I114	% of automatic main lines
11	I1142	% of digital main lines
12	I115	% of main lines equip. for direct int'l dialling
13	I116	% of residential main lines
14	I1162	% of urban main lines
15	I117	Connection capacity of local exchanges

Choose: Up Down Select Remove Bubble Locate Arrange Clear Help Enough



International Telecommunication Union



ITU: Telecom Indicators - Netscape

File Edit View Go Communicator Help

Back Forward Reload

Bookmarks Location: **http://www.itu.int/ti**

What's Related

ITU Telecommunication Indicators

Publications Online Speeches & Papers Telecoms at a glance Useful Sites

The ITU's Telecommunication Indicator Reports present an analysis of trends and developments in the global telecommunications sector, backed by official statistics from the world's leading source of telecommunication information. These reports and databases are available online.

Publications for Sale
(Online Versions Available) **BOOKSHOP**

Challenges to the Network:
Internet for Development, 1999 **NEW**

Yearbook of Statistics 1999 **NEW**


African Telecommunication Indicators 1998

2nd World Telecommunication Indicators Meeting
Geneva, 29 - 31 March 1999


Get Acrobat Reader [Download the latest](#) to view PDFs

http://www.itu.int/ti/index.htm

Start ITU: Tele... File Manager Microsoft Word Microsoft Po... Microsoft Exc... 11:41



International Telecommunication Union



~The End~